

Hosting Automation

HostBill

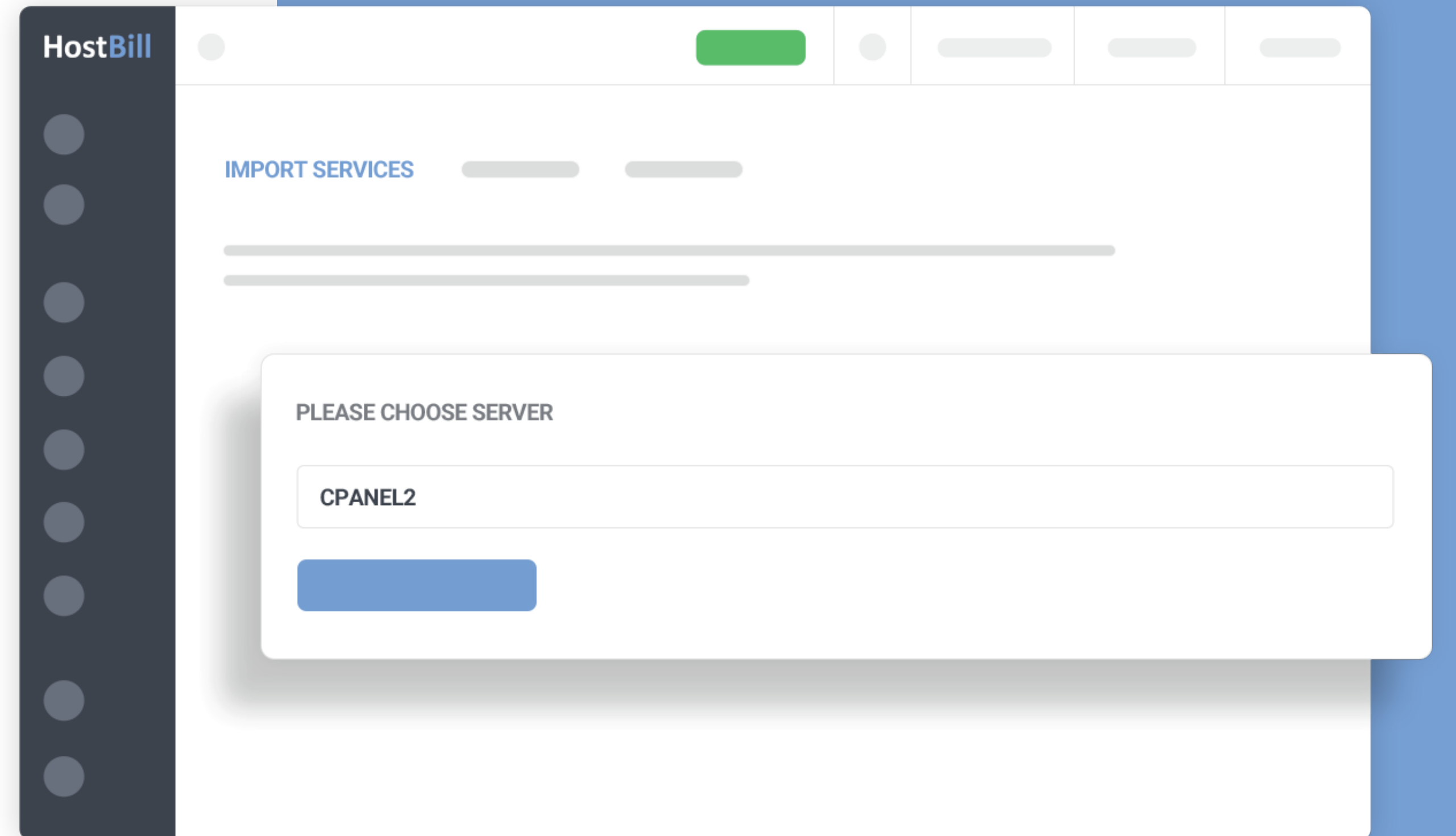
Automated provisioning

Account provisioning if performed manually, can be a tremendous time sink. HostBill gives you the opportunity to deploy a hosting service by using pre-defined procedures that are carried out automatically without requiring staff intervention. As soon as your customers place their order, they can start using their service, and with our user-friendly client area, they can easily manage their services themselves.

Automate service provisioning to provide a more efficient and rapid response to business requests and cut service activation or service change time down.

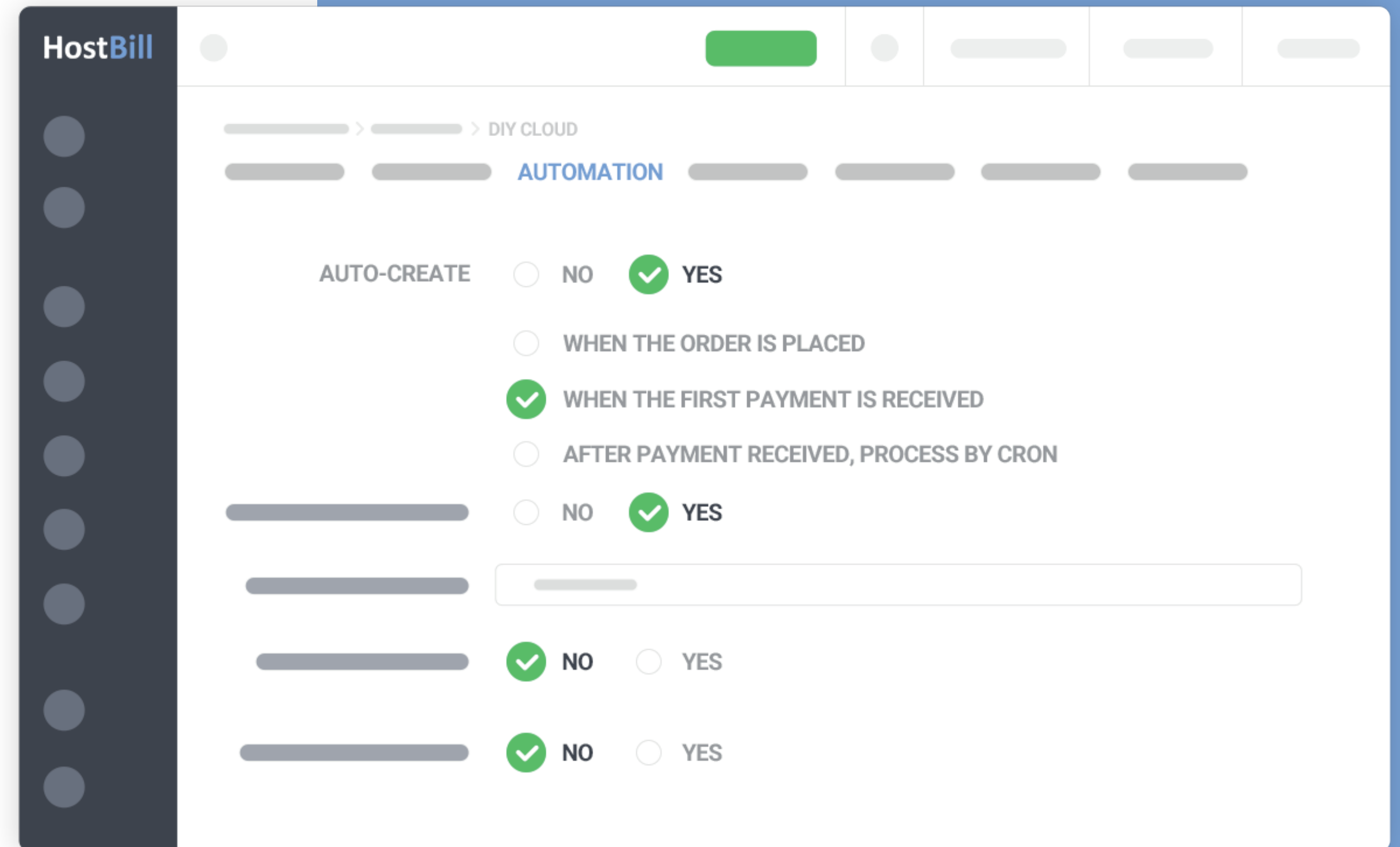
Import products from app servers

Automatic service provisioning in HostBill is possible thanks to a seamless integration with various control panels and service providers. This seamless integration gives you another opportunity to automatically import products from the app server, as well as keep prices and portfolio in synchronization. This way you can ensure that access to service and data is up-to-date and consistent.



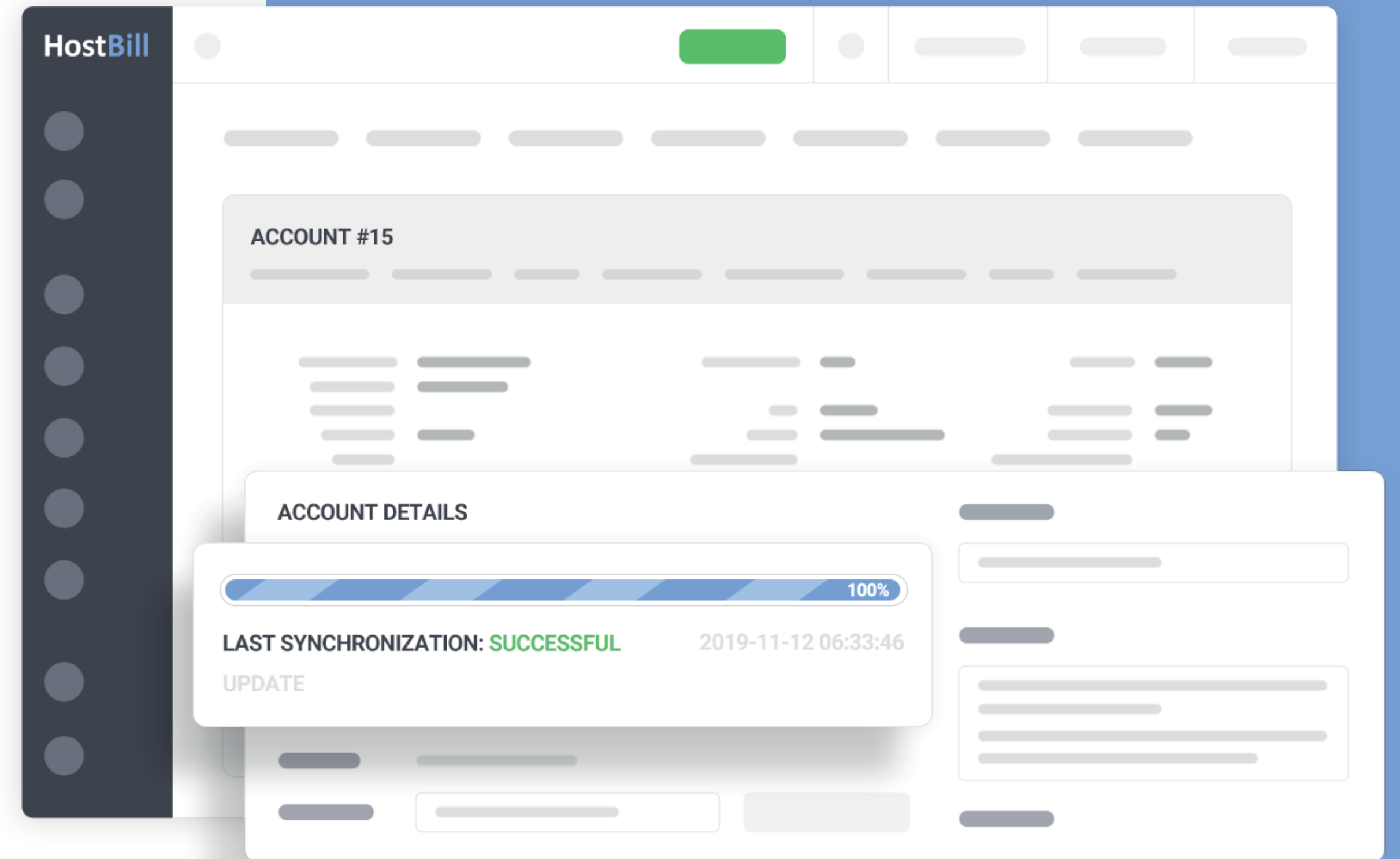
Automatic service provisioning

HostBill not only ensures the service is automatically deployed but also lets you define automated provisioning strategy that satisfies your organization requirements. In HostBill you control when the service should be created to keep the process streamlined and easy to manage. Choose when the product should be created: when the order is placed, when the first payment is received or when admin manually reviews and accepts pending order.



Automatic account synchronization

Depending on the module connected, after provisioning some accounts have the ability to synchronize HostBill account details with the app server. The synchronization will also check if the user exists on the server, if the password is valid, or if the account is still active. If the synchronization fails you will be given information about the failure cause.



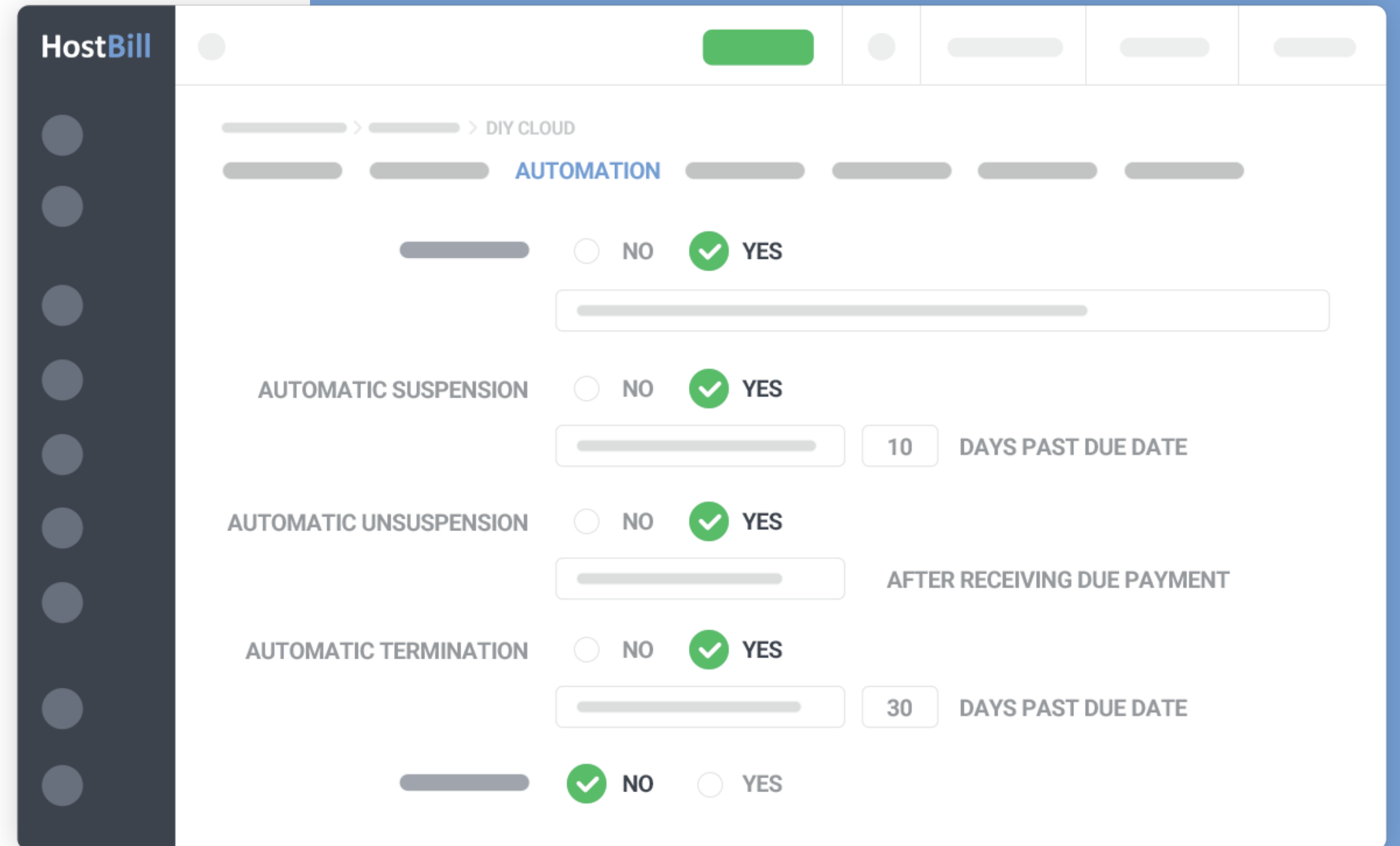
Automated service lifecycle

Existing service operations are the heartbeat of your business. Managing these processes manually is both time consuming and costly. In addition, it is difficult to keep up with the constant changes in existing services and support the addition of new services. With HostBill you can lower the administrative burdens of account management, while also trying to reduce the risk of human errors. Define automation rules and ensure the service you provide is fully automated, from signup to termination.

Automation areas cover the whole account lifecycle, including upgrades and downgrades, suspending, unsuspending, terminating, handling cancellations and more.

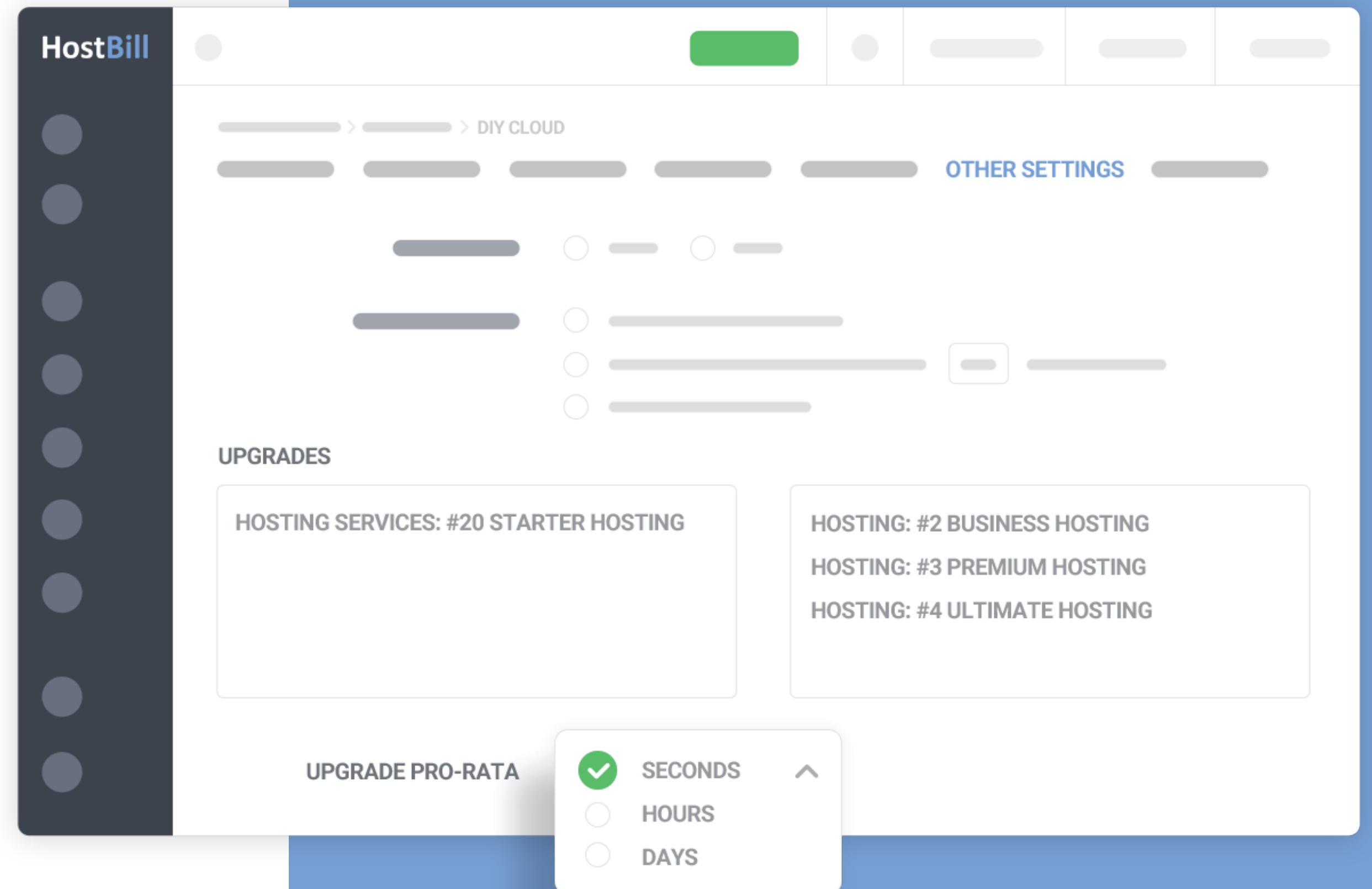
Automatic service suspensions, terminations, cancellations

To mitigate daily workload of routine tasks use HostBill automation. Automatically upgrade accounts after receiving payment, suspend account after certain numbers of days past invoice due date and unsuspend the account after receiving due payment. Control whether HostBill should automatically terminate account after specified days past due date. Optionally you can also choose to automatically cancel related unpaid invoices. Decide whether or not the system should automatically terminate accounts that were requested to be cancelled by clients or review each cancellation request manually.



Automated downgrades and upgrades

In HostBill you enable upgrades and downgrades, define which upgrade packages and let HostBill automatically do the match, calculate and apply upgrade fee, taking into account the amount to return for what customer didn't use and amount to charge. If you enabled pro-rata billing for given product or service, you can also define how HostBill should calculate charges when clients make upgrades/downgrades, based on time left to due date: seconds, hours and days!



Automation task queue

The full list of all automatic tasks within the application is displayed in Task List. Some tasks contain a default time (every 5 min) that can't be modified. Other tasks time was set to every day around certain hour, which can be modified according to your individual requirements. You don't need to activate all tasks at once and you may add or delete tasks.

The screenshot shows the HostBill application interface. At the top left, the 'HostBill' logo is visible. Below it is a vertical sidebar with several circular navigation buttons. The main content area is titled 'TASK LIST' and contains a table with the following columns: 'TASK NAME', 'CALLED EVERY', and 'LAST AUTO-RUN'. Each row in the table also includes a progress indicator consisting of a grey bar and a red bar.

TASK NAME	CALLED EVERY	LAST AUTO-RUN
SYNCHRONIZE SSL CERTIFICATES STATUS AND EXPIRY DATE	EVERY 5 MIN	2019-11-12 06:45:02
AUTOMATIC CANCELLATION REQUESTS PROCESSING	EVERY 5 MIN	2019-11-12 06:45:02
AUTO-RENEW DOMAINS	EVERY 5 MIN	2019-11-12 06:45:02
UPDATE ACCOUNTS METRICS	EVERY 5 MIN	2019-11-12 06:45:02
AUTO PROVISION PAID ACCOUNTS	EVERY 5 MIN	2019-11-12 06:45:02

Over 100 hosting integrations


In such a competitive industry HostBill helps you to solve the complex challenge of managing services for diverse customer sectors, with different requirements and gives you the necessary tools to run a comprehensive web hosting business. With over 90 hosting integrations with various service providers HostBill is a powerful and reliable software which enables you to offer hosting services to resellers and end customers.

The integration list keeps on growing to help you expand and start offering additional services!

Shared and Reseller Hosting

Thanks to HostBill you can sell shared and reseller hosting accounts thanks to multiple integrations with popular shared hosting service providers, including cPanel, Plesk, Direct Admin, SolidCP, ISP Manager, Virtualmin, Website Panel, Control Web Panel and much more!


Become a shared hosting reseller completely hassle-free, automate account provisioning and management and give end-customers the opportunity to manage all vital aspects of their hosting account directly from HostBill simple and intuitive client



Cloud and VPS Hosting


Sell Cloud Hosting and VPS services using extensive list of Cloud Hosting integrations for HostBill, including OnApp, CloudStack, OpenStack, DigitalOcean, Proxmox, vmWare, Virtuozzo, Vultr, Amazon EC2 and more!

Build a robust cloud management platform with versatile cloud products portfolio, use a mixed set of capabilities from different vendors and bundle their offerings seamlessly.



A range of other services

Expand your product portfolio and sell a range of other services, such as SSL certificates, DNS services, backup and file sharing solutions, dedicated servers, monitoring services, email services, game and voice servers, website builder, VPN, licenses and more!



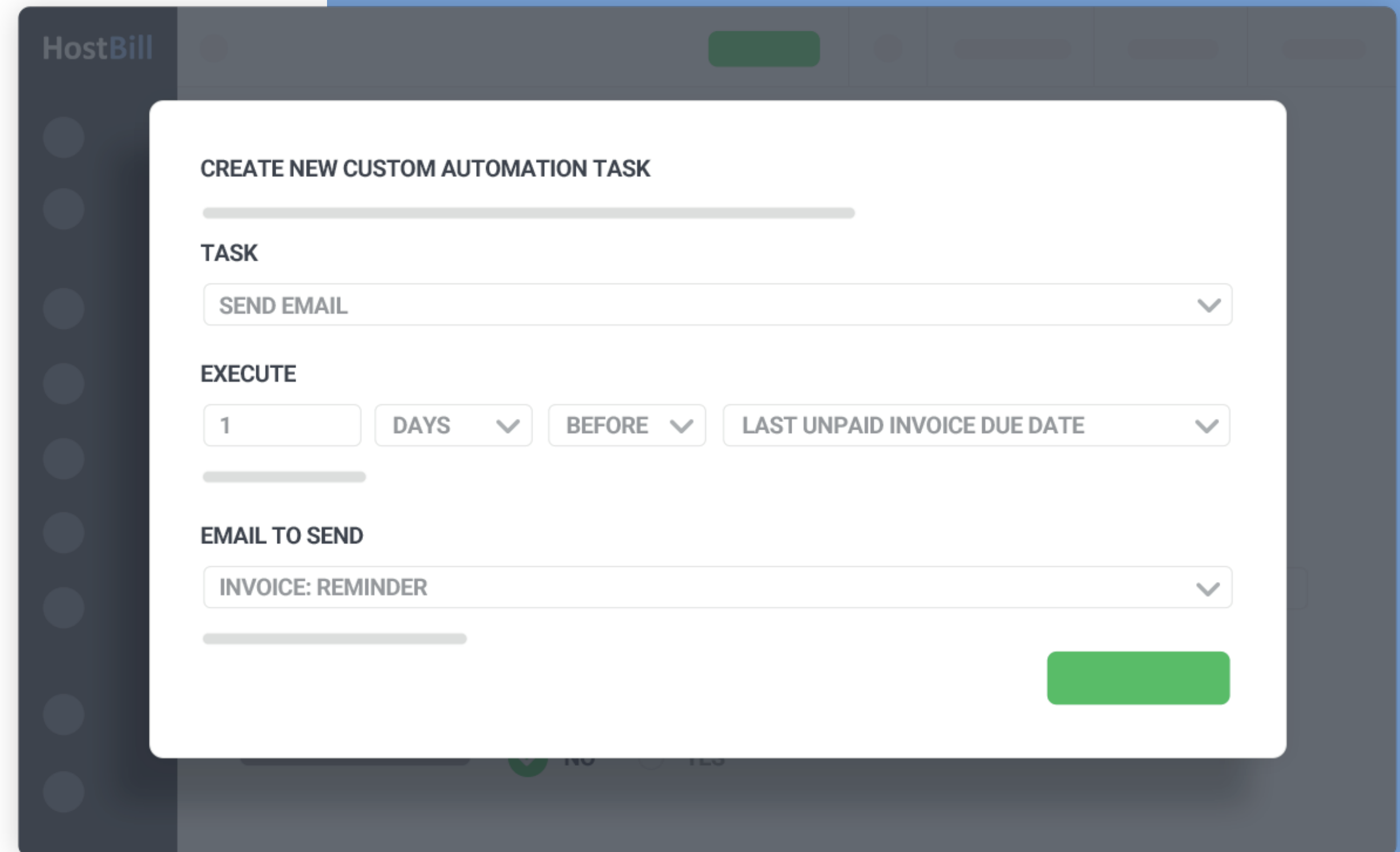
DIY custom product automation

Custom automation tasks is one of the most powerful HostBill features. Thanks to custom automation rules HostBill automation is highly flexible. With HostBill, you can create automation tasks by yourself and assign them to certain clients, accounts, products or services or choose from predefined task list available in the admin area and personalize them to meet your needs.

Use our tailor-made automation features and adapt automation options to your needs and to each product, service and account individually.

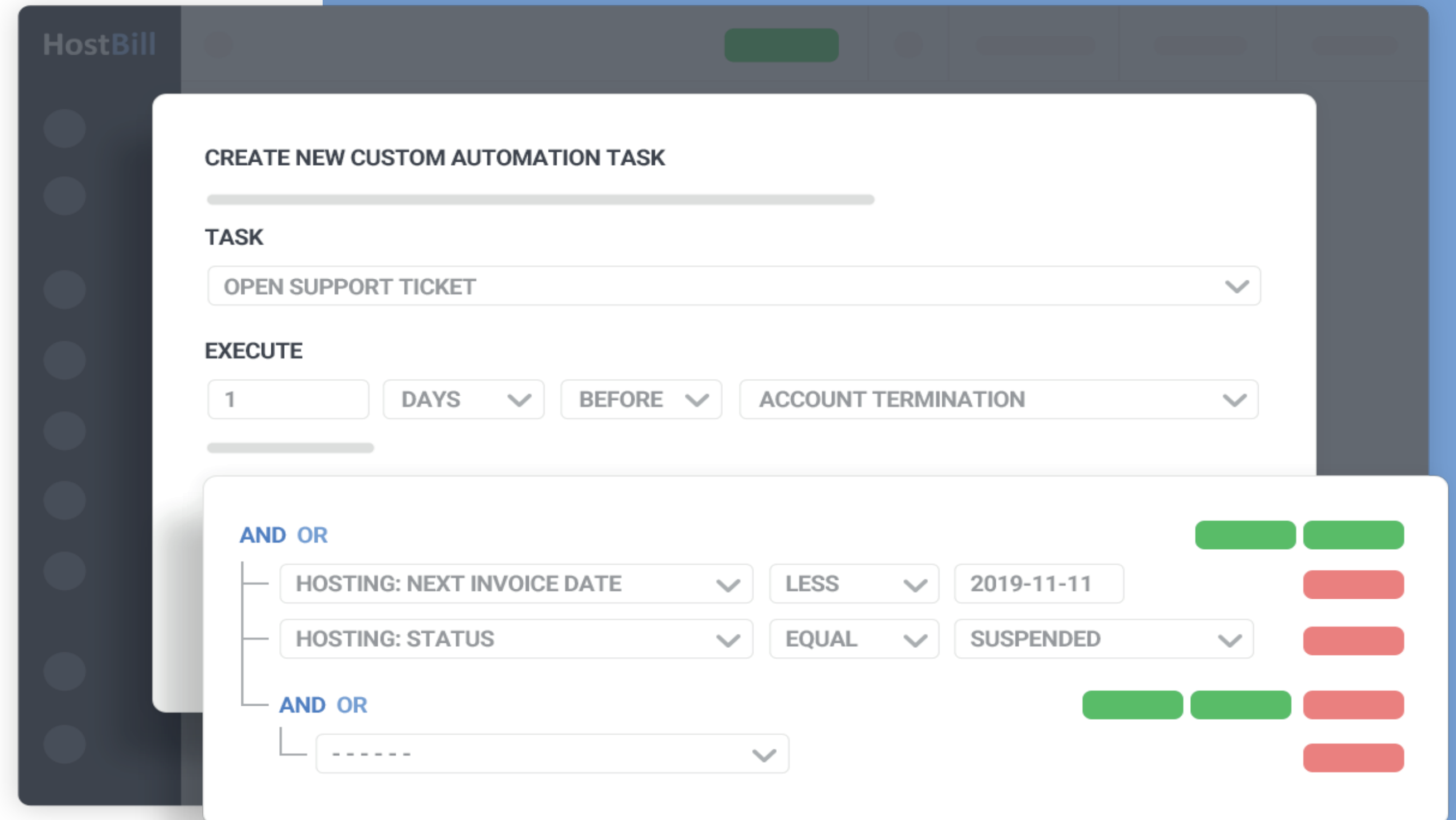
Create custom automation rules

Apart from standard automated provisioning that HostBill offers, each product or service added to HostBill can have its own, custom automation rules. The rules can be created to send custom emails, create tickets, change account details: billing cycle, recurring price, suspend or terminate account upon certain events. Each task can be scheduled to be executed automatically on certain events - you set number of days or hours before or after a certain event. The rules can apply to all accounts connected to the given product/service or selected account only.



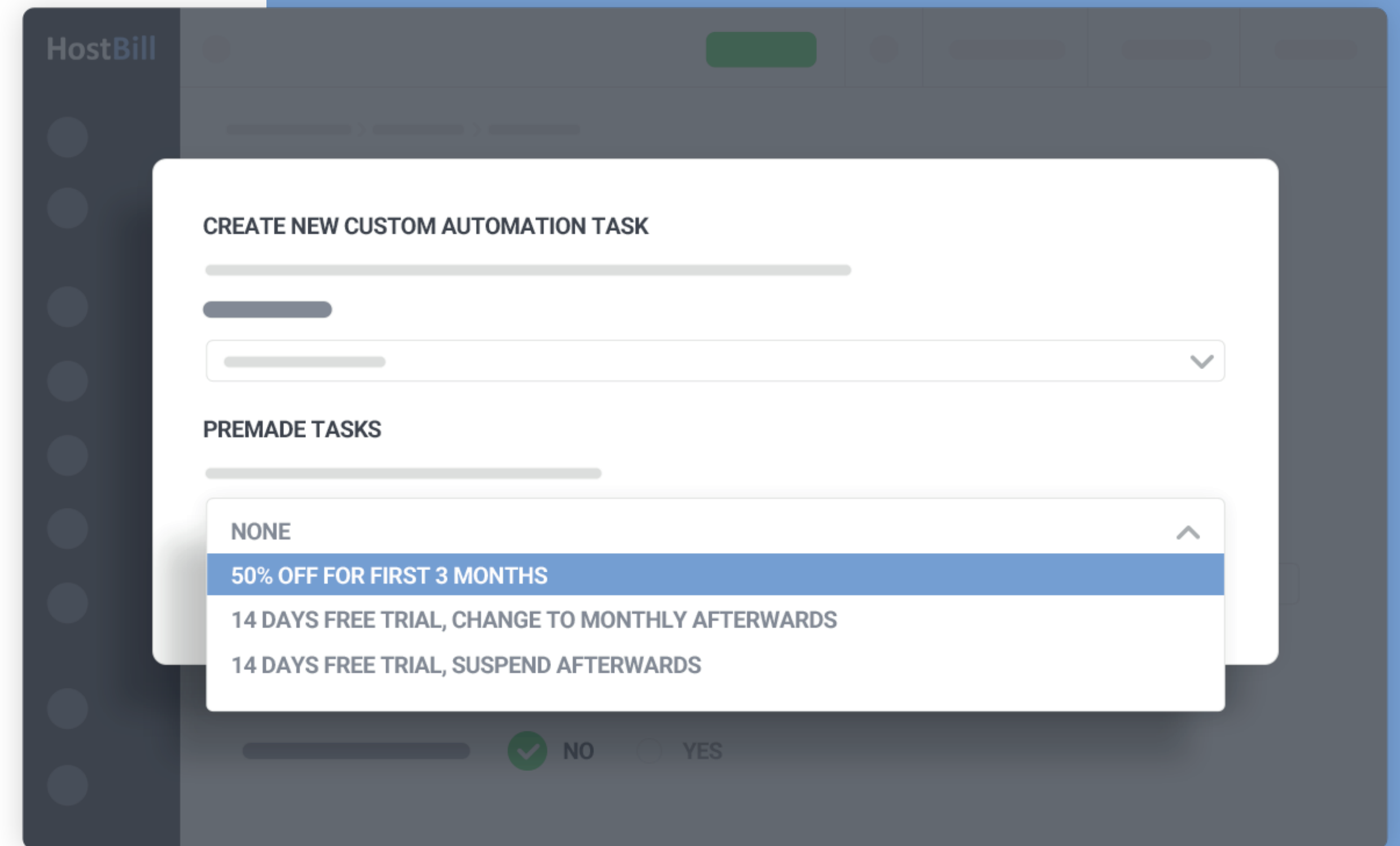
Define logic and conditions

For each custom automation task you can add conditions, under which the task should be scheduled or executed. The logic behind the custom automation task can include client-related conditions or account-related conditions. You can define whether the action (custom automation task) should be executed when one given condition is met (or not met), or define multiple set of conditions that must be met all at once.



Use pre-made task list

To save you the configuration time and effort you have the possibility to choose one of our premade tasks and implement it straight in your product. Pre-made tasks from the list can be customized and re-configured according to your individual requirements.



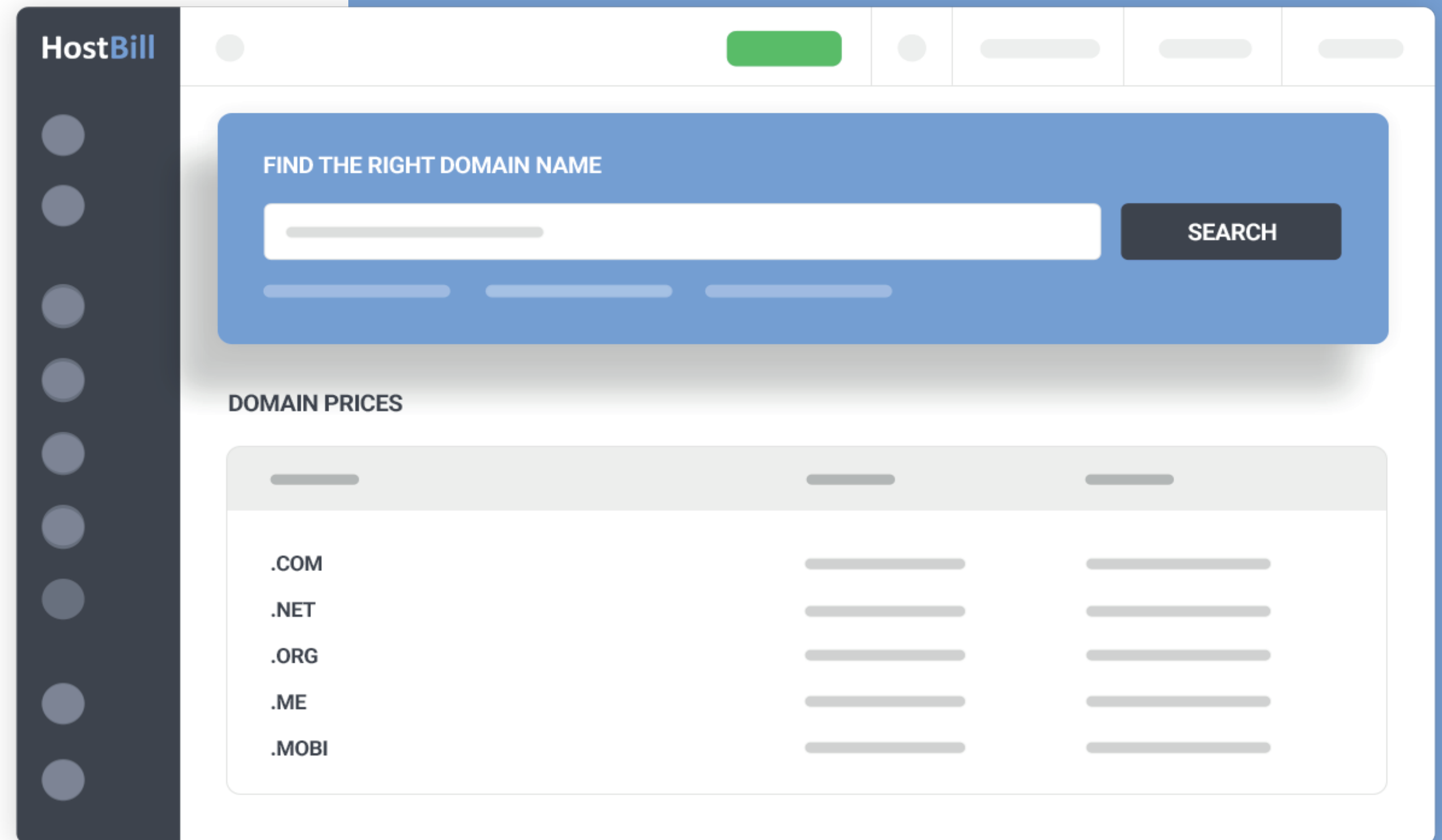
Domain automation

Thanks to HostBill domain automation and management features not only you will free yourself from the most time-consuming tasks by automating most of the tasks, but we will also give you a powerful sales tool that will provide your customers with smooth buying experience.

If you're selling domains, HostBill is the ultimate domain automation and management software, that will help you to operate your domains with precision and completely effort free.

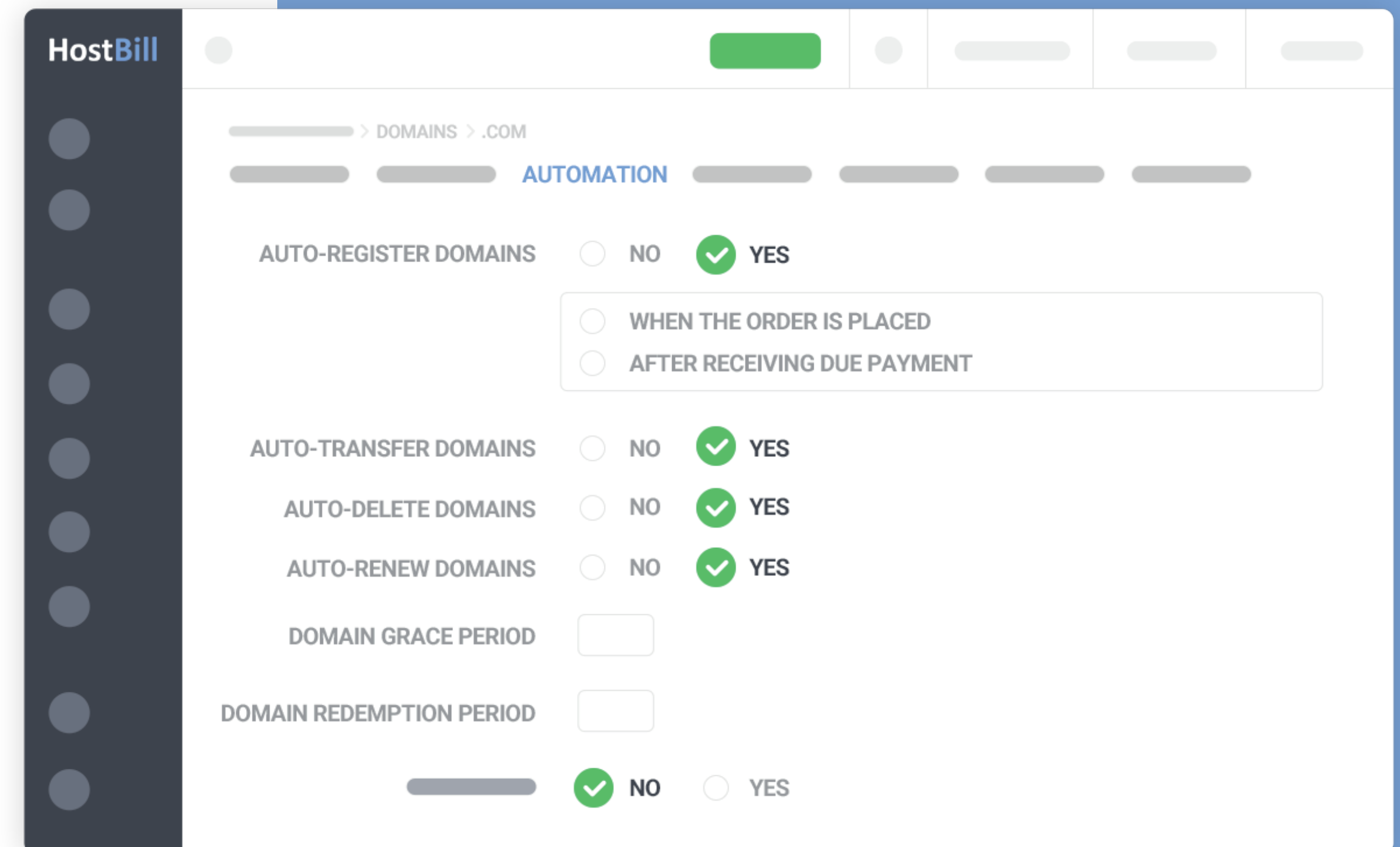
Sell domain names with HostBill

HostBill is a perfect tool to sell and automate your domain name offerings. You can create one or multiple order pages dedicated to domains and adapt them to your needs. HostBill offer variety of order page templates, that allow you to sell domains separately or bundled with other products/services. You can sell either single or multiple domains at once and offer multiple TLDs at the same time, and use Domain Suggestions plugin to provide your customers with smart domain name suggestions at the time of the purchase. Easily modify domain pricing options and set a period and prices for register, transfer and renew.



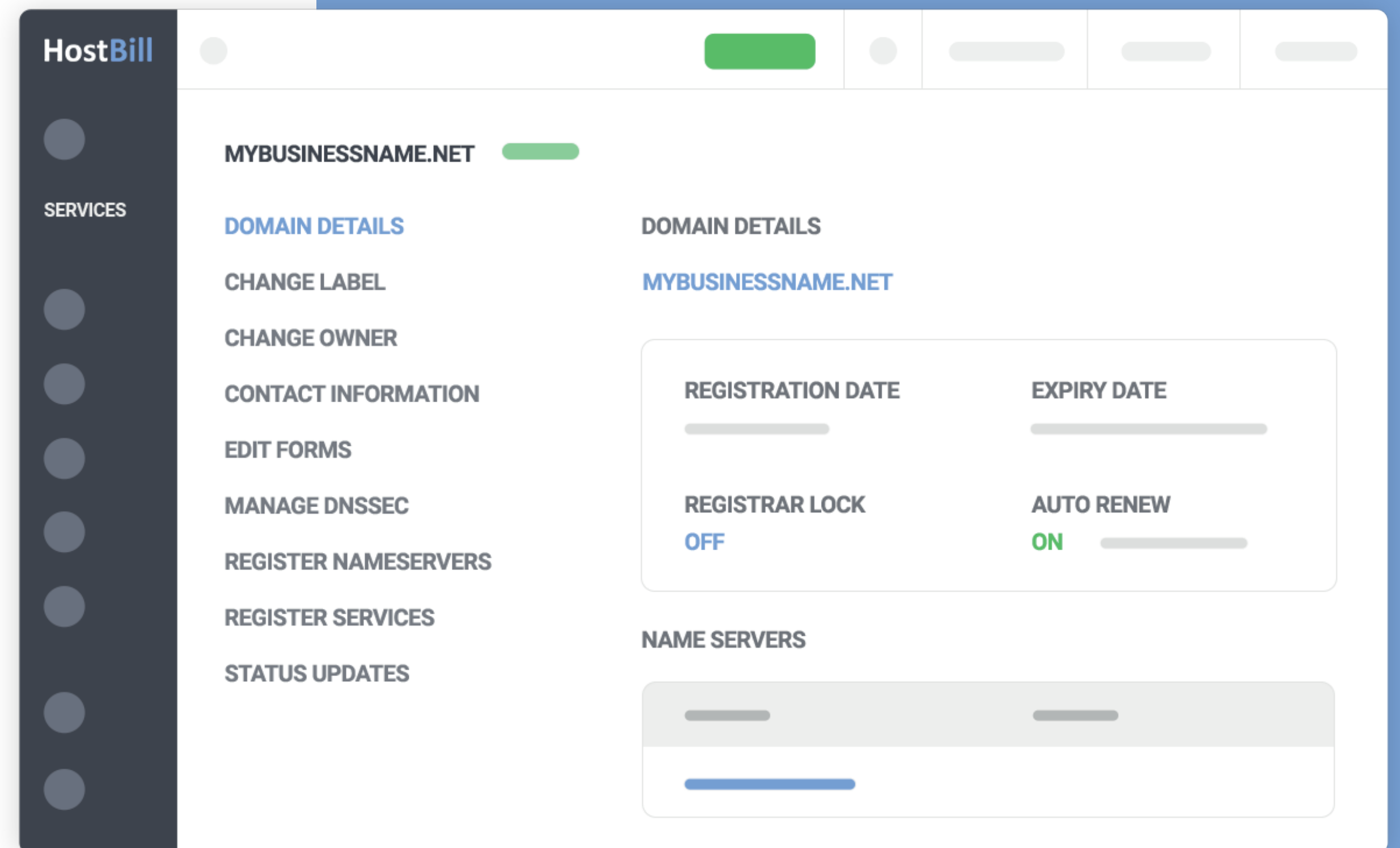
Domain automation

The key aspect of HostBill is automation. HostBill ensures automatic domain registration, transfer and renewal, giving you the possibility to decide when certain action should be performed: when the order is placed or only after the payment is received. Choose when (how many days before the expiration) to automatically generate renewal order. As for the expiration, you can determine whether HostBill should (and if yes, when) auto-delete expired domain. You can also easily set domain 'grace period' -number of days after expiration when the client still can renew it. HostBill also gives you the possibility to send multiple automatic reminders: about domain expiration and due payment (before and after the due date). Automation settings can be easily copied from one domain product to another.



Easy domain management

HostBill enables easy domain management for both clients and staff. Clients can manage their domains from the client area according to the client functions enabled for certain domain. This means that the admin decides what customer can do: whether or not they are allowed to set automatic renewals, change billing cycle, manage nameservers, manage privacy, change ownership, manage DNS, get Auth Info / EPP Key, synchronize domain and more. Admin has access to all client domain details and can manage them from HostBill admin area. Browse domains and filter them by domain name, status, registrar or client name. Quickly access all the information about a given domain: registration and expiration dates, status, registrar, client info, payment information and more. Manage the specific domains: register, transfer, renew, delete, update contact info, display EPP code, update registry-maintained DNS records, manage email forwarders, register custom name servers or send email to the client. You can also browse and schedule automation tasks list, see and manage related services and view Domain Log - all the changes made to the domain either by the client or by the admin.




+50 domain registrars integrated

Whether you are domain reseller or a large hosting company or Internet service provider looking to expand your product portfolio, with HostBill you can easily find domain registrar integration option for you.

HostBill offers a complete range of over 50 various domain registrar integrations, most of them included for free in all HostBill editions, allowing you to sell domains through HostBill interface.

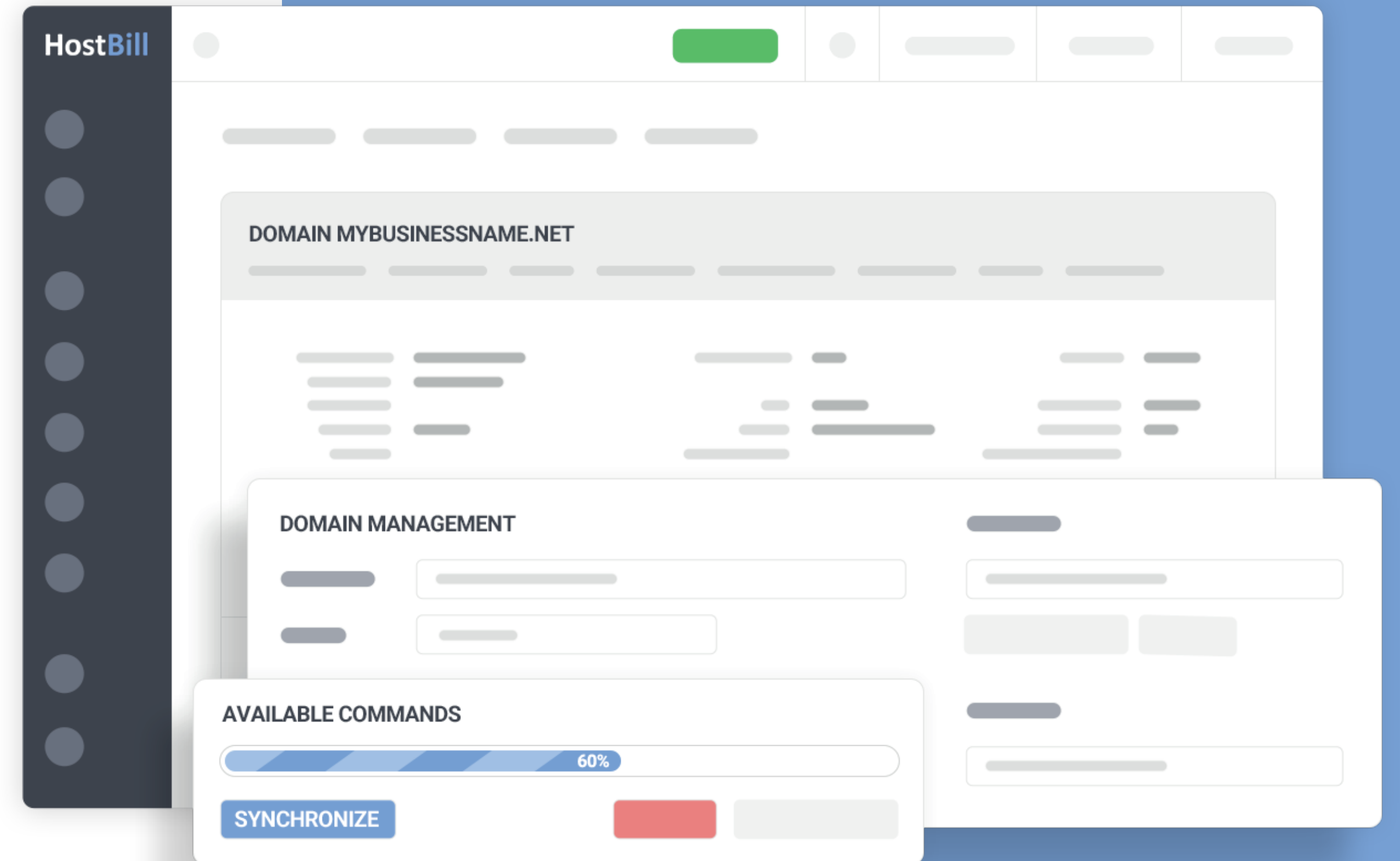
Reseller and direct domain registrars

HostBill offers integration with over 40 domain registrars from all around the world so you can build your TLDs portfolio to meet all you clients needs. Use popular and trusted reseller domain registrars to sell generic, industry or themed domain extensions. Add a valuable asset to your business and use direct domain registrars modules to sell national domain extensions.



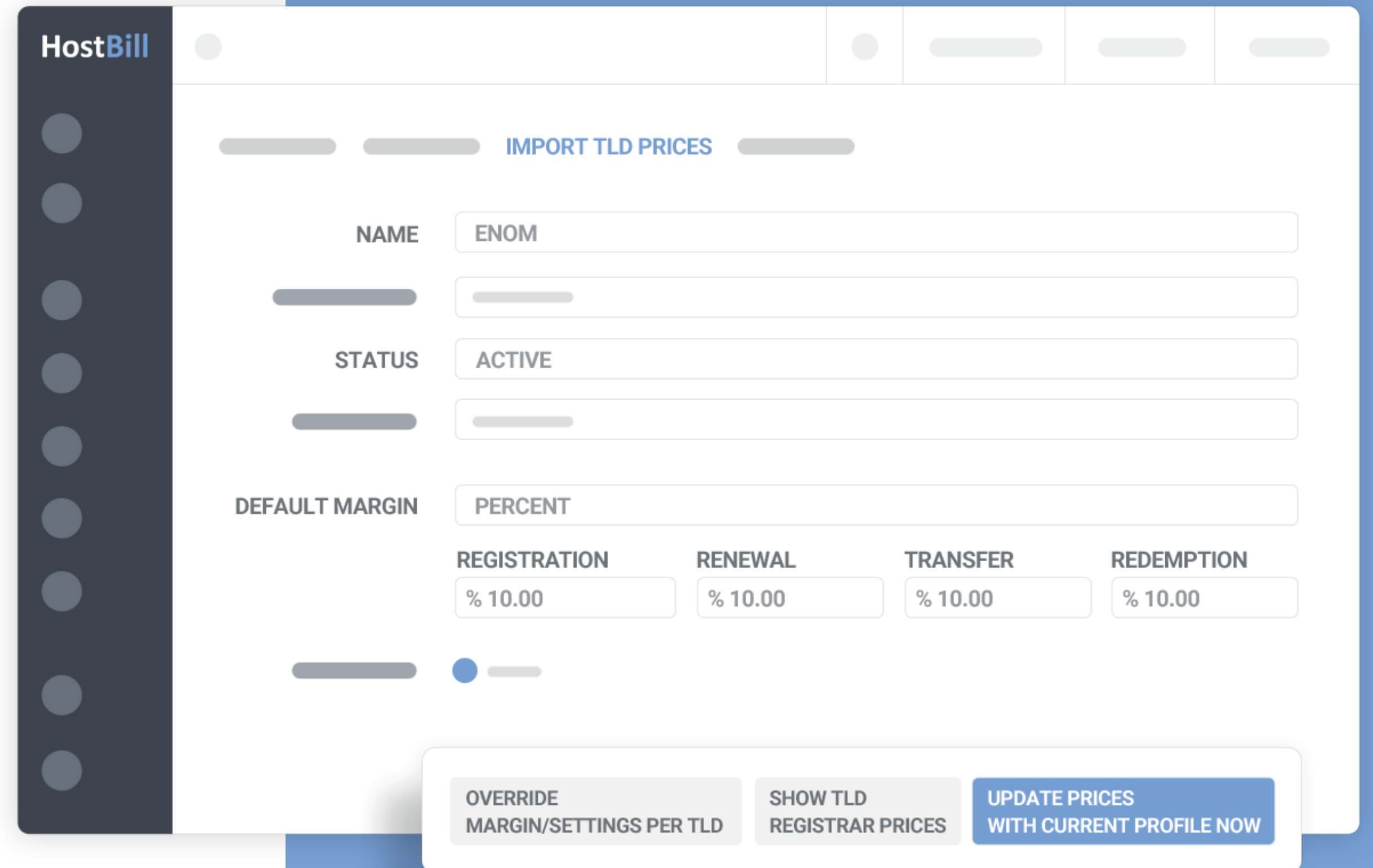
Automatic domain synchronization

HostBill ensures full synchronization between our software and given domain registry. Domain synchronization allows your staff members to update HostBill domain records with registry details, for example to make sure that domain renewal/expiration dates are in sync.



Automatically import available extensions and prices from registry

Some of the domain registrars API provide the possibility to import all current prices of all available TLDs. You can import the prices to HostBill and add them to your pricing or update current pricing. This way, thanks to HostBill import tool you can save a lot of time and effort! What is more, you can set the profit margin (fixed amount or percentage) individually for registration, renewal, transfer and redemption. The update can be done automatically or manually.



Contact

Should you have any questions please contact us at <https://hostbillapp.com/contactus/>

HostBill